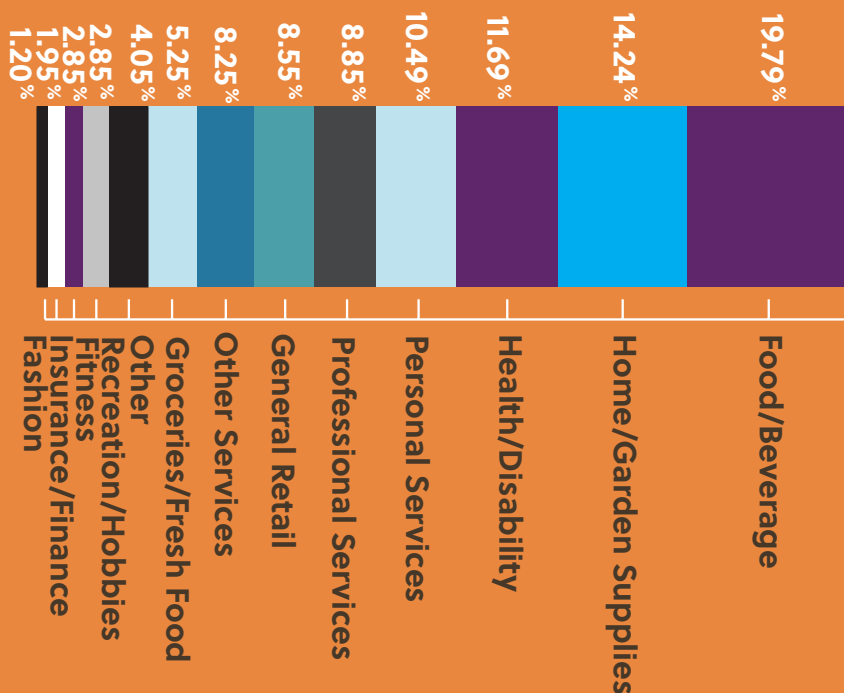


# Precinct Profile

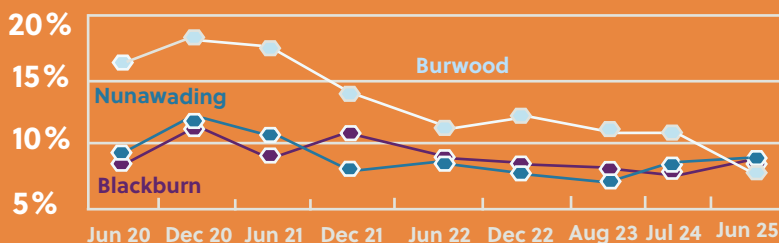
## Blackburn, Nunawading and Burwood

The family friendly suburbs located centrally in the City of Whitehorse include Blackburn, Nunawading and Burwood. They are dotted with an abundance of walking trails and village shopping strips and provide easy access to Heritage Lakes and Bushland reserves. A perfect blend for work and life balance, the suburbs are home to a vibrant community, excellent schools and public transport.

### Business Mix June 2025



### Vacancy Rates



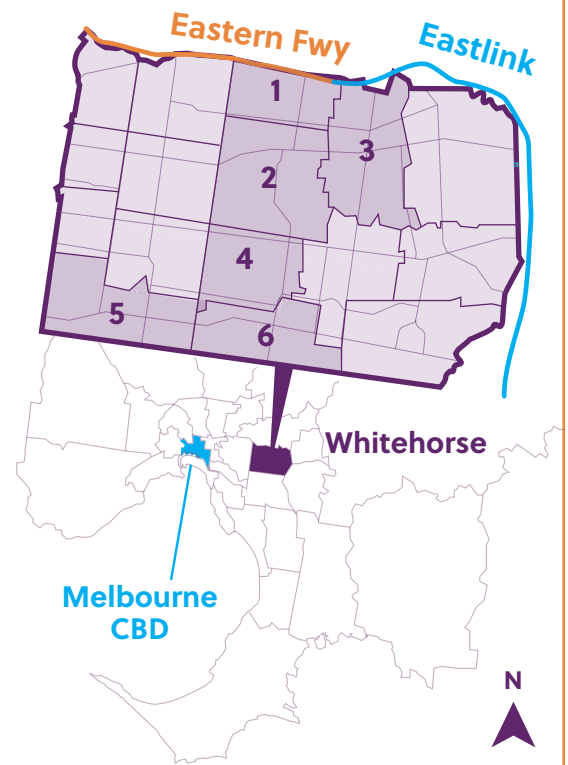
### Total Occupancy

June 25  
91.12%



Home to  
**74 731 residents**

**667 businesses**



1 Blackburn Nth 2 Blackburn  
3 Nunawading 4 Blackburn Sth  
5 Burwood 6 Burwood East



BUSINESS  
WHITEHORSE



### Contact Us

Email [business@whitehorse.vic.gov.au](mailto:business@whitehorse.vic.gov.au)  
or visit our website at [businesswhitehorse.com.au](http://businesswhitehorse.com.au)

# Precinct Profile Explained

Information is intended for the monitoring of economic vitality and trends, identifying business mix as well as walk-able catchment areas for the planning of 20 minute Neighbourhoods.

Data has been extracted from precinct audits of shopping areas with a minimum of 5 ground floor tenancies. Originally, the audits were conducted every 6 months to determine any micro-changes. From 2023 audits are being undertaken annually. The data collected allows the measure of economic vibrancy with reference to the macroeconomic context.

Population and jobs statistics have been extracted from Economy.id. Expenditure overview data is for time period September 2024 to September 2025 and obtained from CommbankiQ (2025).



## Vacancy Rates

Vacancy rates include unoccupied premises within the precincts, excluding vacant land, premises under construction and residential properties.



## Business Mix

Breakdown of business categories is based on Australian and New Zealand Standard Industry Classification ("ANZSIC") business industry codes. Data\* is sourced through an audit of precincts with at least 5 ground floor tenancies.

\*Percentages may not add up to 100% due to rounding.  
\*Number of businesses is accurate at time of audit.



## Fashion

Clothing, Footwear and Accessories



## Fitness

Health and Fitness Services



## Food/Beverage

Casual Dining, Cafes, Restaurants, Pubs



## General Retail

Variety, Newsagency, Florist, Car Retail



## Groceries/Fresh Food

Supermarket, Greengrocer, Deli, Butcher, Bakery



## Health/Disability

Medical Centres, Dental Services, Therapeutic, Mobility, Pharmacy, Optometrist



## Home/Garden Supplies

Furniture, Bathroom & Kitchen Products, Hardware



## Insurance/Finance

Financial Services, Insurance, Banks and Mortgage Brokers



## Other

Education, Tutoring, Car Rental



## Other Services

Photography, Design, Consulting Services, Mechanic, Pet Grooming, Post Office, Electrical



## Personal Services

Beauty, Hairdressers, Massage, Tattoo Parlour, Dry Cleaner



## Professional Services

Real Estate, Veterinary, Legal, Accounting



## Recreation/Hobbies

Bicycle, Fishing, Musical retail

