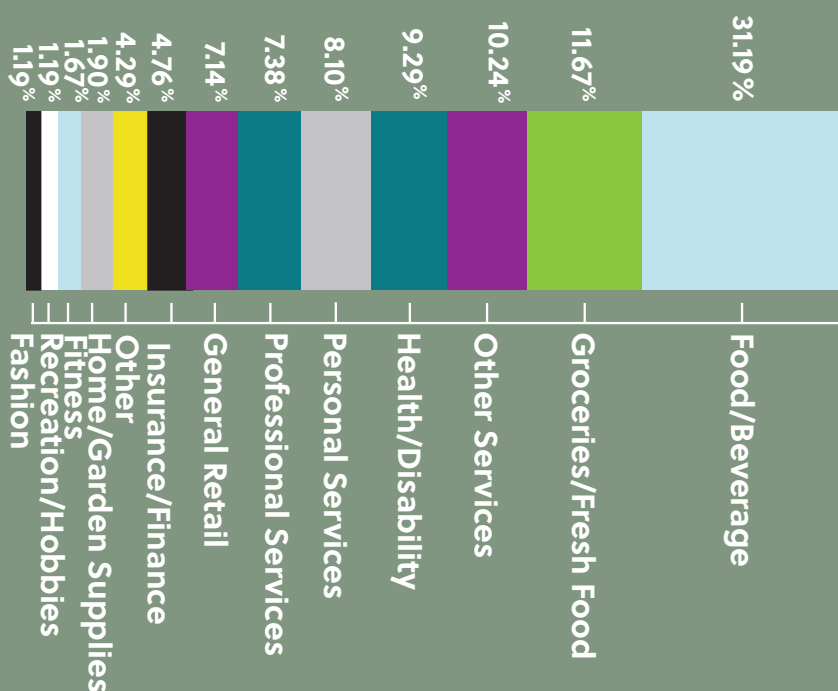


# Precinct Profile

## Mont Albert, Surrey Hills and Box Hill

The western suburbs in the City of Whitehorse include Mont Albert, Surrey Hills and Box Hill. These are underpinned by a wide transportation hub and home to major tertiary institutions and hospitals. This part of the municipality is home to the city's tallest high-rise buildings outside the CBD with an equal mix of quaint shopping villages.

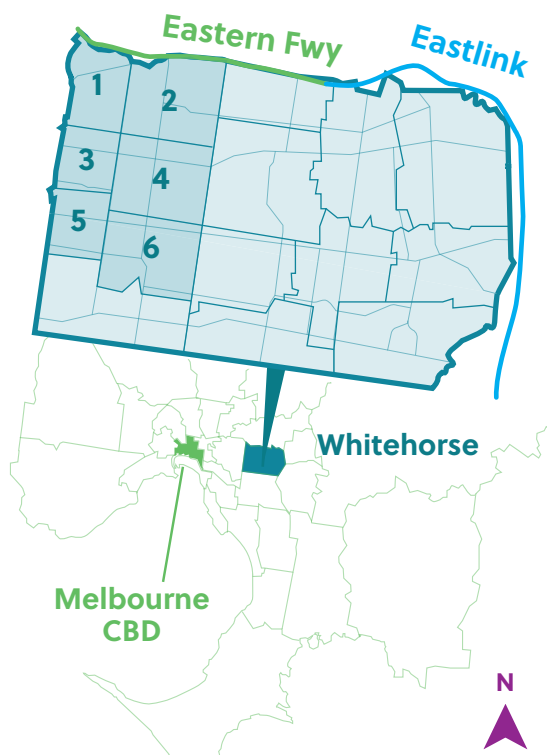
### Business Mix June 2025



Home to **56 868 residents**

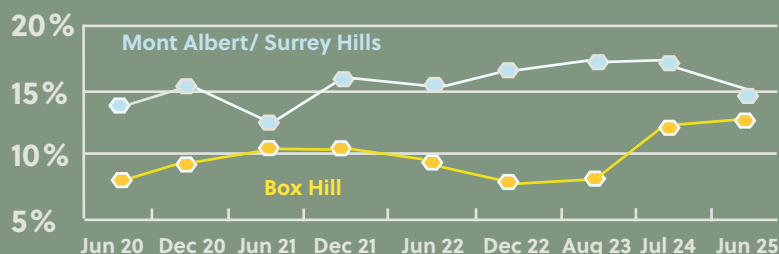


**420 businesses**



**1** Mont Albert Nth **2** Box Hill Nth  
**3** Mont Albert **4** Box Hill  
**5** Surrey Hills **6** Box Hill Sth

### Vacancy Rates



### Total Occupancy

**June 2025**  
**83.83%**



**BUSINESS**  
**WHITEHORSE**



### Contact Us

Email [business@whitehorse.vic.gov.au](mailto:business@whitehorse.vic.gov.au)  
or visit our website at [businesswhitehorse.com.au](http://businesswhitehorse.com.au)

# Precinct Profile Explained

Information is intended for the monitoring of economic vitality and trends, identifying business mix as well as walk-able catchment areas for the planning of 20 minute Neighbourhoods.

Data has been extracted from precinct audits of shopping areas with a minimum of 5 ground floor tenancies. Originally, the audits were conducted every 6 months to determine any micro- changes. From 2023 audits are being undertaken annually. The data collected allows the measure of economic vibrancy with reference to the macroeconomic context.

Population and jobs statistics have been extracted from Economy.id.



## Vacancy Rates

Vacancy rates include unoccupied premises within the precincts, excluding vacant land, premises under construction and residential properties.



## Business Mix

Breakdown of business categories is based on Australian and New Zealand Standard Industry Classification ("ANZSIC") business industry codes. Data\* is sourced through an audit of precincts with at least 5 ground floor tenancies.

\*Percentages may not add up to 100% due to rounding.

\*Number of businesses is accurate at time of audit.



## Fashion

Clothing, Footwear and Accessories



## Fitness

Health and Fitness Services



## Food/Beverage

Casual Dining, Cafes, Restaurants, Pubs



## General Retail

Variety, Newsagency, Florist, Car Retail



## Groceries/Fresh Food

Supermarket, Greengrocer, Deli, Butcher, Bakery



## Health/Disability

Medical Centres, Dental Services, Therapeutic, Mobility, Pharmacy, Optometrist



## Other

Education, Tutoring, Car Rental



## Home/Garden Supplies

Furniture, Bathroom & Kitchen Products, Hardware



## Insurance/Finance

Financial Services, Banks, Insurance and Mortgage



## Other Services

Photography, Design, Consulting Services, Mechanic, Pet Grooming, Post Office, Electrical



## Personal Services

Beauty, Hairdressers, Massage, Tattoo Parlour, Dry Cleaner



## Professional Services

Legal, Accounting, Real Estate, Veterinary



## Recreation/Hobbies

Bicycle, Fishing, Musical retail

